

# FOUNTAIN

## Multipurpose Support Tender





**38 ft (LOA) x 11 ft (Beam) x 3 ft (Draft); 40 Kt  
Cruise Center Console**

**Custom built in 2004 under design contract with Fountain Powerboats in North Carolina / 2016 (Refit All Propulsion, electronics, etc. by Sundance Marine in Fort Lauderdale, FL)**

**[GlobalSubDive.com](http://GlobalSubDive.com)**

3005 NW 25<sup>th</sup> Avenue, Pompano Beach, FL 33069

+1 954-299-8181 – [Info@GlobalSubDive.com](mailto:Info@GlobalSubDive.com)




	
<b>ELECTRONICS:</b>	<b>POWER INVERTER:</b>
<ul style="list-style-type: none"> <li>• <b>Dual Simrad MFD</b> integrated to Mercury Vessel View.</li> <li>• <b>2016 Simrad-Mercury Autopilot</b> with 9-axis heading sensor.</li> <li>• <b>Simrad Structure Scan.</b></li> <li>• <b>Simrad 1Kw Broadband Sounder.</b></li> <li>• <b>Sirius-SM Satellite Weather Radar System</b> &amp; all S-XM audio channels.</li> <li>• <b>JL Audio Amp.</b></li> <li>• <b>Speakers and Fusion Bluetooth.</b></li> <li>• <b>All electronics networked on NEMA backbone.</b></li> <li>• <b>Auxiliary NEMA plug</b> in bulkhead port &amp; Simrad GO FREE included.</li> <li>• <b>Simrad Panel Mounted VHF w/Marine Digital Antenna.</b></li> </ul>	<ul style="list-style-type: none"> <li>• <b>12-volt DC to 115-volt AC</b> supported by (4) OPTIMA "D34M" AGM 55AH batteries in a dedicated bank.</li> <li>• <b>"House bank" charged by Voltage Sensitive Relay</b> from (2) Optima "D31M" 75AH Engine.</li> <li>• <b>Start Batteries charged by the 350-Hp Mercury Verado Alternators</b> while underway.</li> <li>• <b>A dedicated 50-Amp NEWMAR charging system</b> supports the House Bank when vessel 30-amp shore power is connected.</li> <li>• <b>Engine start batteries</b> supported by independent shore powered charging system.</li> </ul>





### **ACCESSORIES INCLUDED:**

- **Angled Dive Staircase in Center Motor” Position**, extends 4-feet below water line with lower 2-steps in “T” configuration for fins on approach.
- **Massive Foldable Arch Bimini Top over Driving Station and extendable Bimini Top/Rear Arch Section** all the way aft to transom. Full front-side-and rear zip on side enclosure will form a “tent-like” environment from forward of helm to transom. Forward cabin interior is 10-ft in length and suitable for (2) persons and ample storage of supplies.
- **Convertible full-beam rear bench seat** with slide out removable cushions and “Roll Control” slide in tank rack brackets suitable for single tanks, twin tanks and rebreathers. The rear seat accepts (5) passengers or (4) Scuba divers comfortably. The center section is completely removable creating a full walk thru passageway right from the dive staircase for divers in heavy gear.
- **Cooler:** YETI-110 under driver seat, 8-gallon jug built in cooler storage under seat forward of helm and assorted HD Igloo’s as needed.
- **Ground Tackle:** (2) Aluminum Fortress Anchors, one with 20-feet of stainless chain/swivel and 150-ft of 1/2 double braid, one with 10-feet of stainless chain/swivel and 250-ft of 5/8 double braid.
- **Tools/Spares:** Full set of Mercury spares and craftsman tools secured in dry boxes in forward cabin.
- **Safety of Life at Sea:** (12) TYPE-1 USCG/SOLAS 2010 Fixed Foam PFD, (4) Mustang/Hammer Inflatable Yoke style PFD for operational crew (2 equipped with Sea Angel EPIRB), (2) Waterproof Handheld VHF, (2) ACR EPIRB in Jump Bags, (2) Flare Kits, (2) Fire Extinguishers, (1) Survival Systems 6-Man Life Raft and Rations.
- **Tow Package:** Triple Connection Point Tow Bridle at Tender, Double Bridle at Ship, and 200-ft X 2-inch Synthetic Line Tow line.

		
<u>PROPULSION:</u>	<u>CAPACITIES:</u>	<u>OPTIONAL:</u>
<ul style="list-style-type: none"> <li>• <b>(2) 2016 Mercury Verado 350hp 4-Stroke</b></li> <li>– (new generation production line 350's) with HD gear case</li> <li>• <b>Mercury "Inertia" 21-inch propellers</b></li> </ul>	<ul style="list-style-type: none"> <li>• <b>Speed/Fuel Consumption:</b> 35-40 knot cruise (1.2/gal/hr),</li> <li>• 50 knot max (1.0/gal/hr)</li> <li>• <b>Range:</b> 400 Nm @ Cruise, 300Nm @ WOT</li> <li>• <b>Gasoline:</b> 345 Gallons</li> <li>• <b>Water:</b> 35 Gallons</li> <li>• <b>Payload:</b> 1500 Lbs*</li> </ul> <p><i>*w/full load of fuel/water (2500 Lbs)</i></p>	<ul style="list-style-type: none"> <li>– <b>Built-in Variable Speed DC powered "THIRD LUNG" hookah dive system</b> with 3-gallon stainless steel holding tank and 300-ft diver hose and regulator kit. <a href="#">Learn More</a></li> <li>– (boat will handle up to (2) systems / 6 divers)</li> <li>– <b>Floating / Portable battery powered dive system:</b> <a href="#">Learn More.</a></li> <li>– <b>SCUBA gear:</b> Full range of the world's finest sport and technical dive equipment. <a href="#">Learn More at Halcyon.</a></li> <li>– <b>SUEX Diver Propulsion Vehicles.</b> <a href="#">Learn More.</a></li> </ul>

